

Exhibit 1.1 Estimated Homeless Counts during a One-Year Period¹

Reporting Year: 10/1/2016 - 9/30/2017

Site: ColoradoSprings/El Paso County

	Veterans in Families in Emergency Shelters	Veterans in Families in Transitional Housing	Veterans in Families in Permanent Supportive Housing	Veterans in Emergency Shelters	Veterans in Transitional Housing	Veterans in Permanent Supportive Housing	Estimated Total Number of Homeless Veterans Across Reporting Categories*
Total Estimated Yearly Count²							
<i>Estimated Total Count for Period</i>			65	566	40	173	844
Point-in-Time Counts³							
<i>Estimated Total on an Average Night</i>			55	63	21	144	283
On a single night in...							
<i>October 2016</i>			58	21	15	151	245
<i>January 2017</i>			59	77	22	144	243
<i>April 2017</i>			52	77	26	146	301
<i>July 2017</i>			55	88	25	145	313
Number of Families⁴							
<i>1 year count (October 1-September 30)</i>			65				
Point-in-Time Counts⁵							
<i>October 29, 2016</i>			58				
<i>January 28, 2017</i>			59				
<i>April 29, 2017</i>			52				
<i>July 29, 2017</i>			55				
Estimated Counts by Household Type⁸							
<i>Individual adult male</i>				503	32	145	
<i>Individual adult female</i>				36	3	13	
<i>Adult in family, with child(ren)</i>			63				
<i>Households with only adults</i>				18	1	23	
<i>Missing this information</i>			0	1	0	0	

Exhibit 1.2 Detailed Derivation of Estimated Homeless Count¹

Reporting Year: 10/1/2016 - 9/30/2017

Site: ColoradoSprings/El Paso County

Step	Description	Source	Veterans in Families in Emergency Shelters	Veterans in Families in Transitional Housing	Veterans in Families in Permanent Supportive Housing	Veterans in Emergency Shelters	Veterans in Transitional Housing	Veterans in Permanent Supportive Housing	
1	Unduplicated number of veterans in participating in HMIS	HMIS data from providers that participate in HMIS	13	16	65	566	40	173	Veterans
2	Number of veteran designated, year-round equivalent beds in HMIS (i.e., bed capacity for participating providers)	SuperNOFA Housing Inventory Chart	0	0	252	21	10	197	Beds
3	Average number of clients served per bed	Step 1 ÷ Step 2			0.26	26.95	4.00	0.88	Veterans per Bed
4	Number of veteran designated, year-round equivalent beds not participating in HMIS (i.e., bed capacity for non-participating providers)	SuperNOFA Housing Inventory Chart	0	0	0	0	0	0	Beds
5	Estimated unduplicated number of veterans served by providers that do not participate in HMIS	Step 3 x Step 4			0	0	0	0	Veterans
	Estimated number of veterans served by participating and non-participating Providers. Note								

6	that this estimate double counts people who use participating and non-participating providers. This double count will be eliminated by the overlap adjustment below.	Step 1 + Step 5			65	566	40	173	Veterans
7	Overlap factor is the square of [(Bed capacity for HMIS non-participating providers)/(Bed capacity for HMIS participating providers)]	(Step 4 ÷ Step 2) x (Step 4 ÷ Step 2)			0.00	0.00	0.00	0.00	is overlap factor
8	Number of veterans who used more than one HMIS participating provider in the category	HMIS data from providers that participate in HMIS	1	2	1	164	0	1	Veterans
9	Estimated number of veterans in families that used both participating and non-participating providers	Step 7 x Step 8			0	0	0	0	is overlap (cross-over) adjustment
10	Total estimate of number veterans that used either HMIS participating or non-participating Emergency Shelter	Step 6 – Step 9			65	566	40	173	Veterans

Step	Description	Source	Veterans in Families in Emergency Shelters	Veterans in Families in Transitional Housing	Veterans in Families in Permanent Supportive Housing	Veterans in Emergency Shelters	Veterans in Transitional Housing	Veterans in Permanent Supportive Housing	
11	Extrapolation Factor for non-participating providers: This is the factor applied to calculations that are based only on participating providers. It is used to estimate total number of veterans served by participating and non-participating providers.	Step 10 ÷ Step 1			1.0000	1.0000	1.0000	1.0000	is the extrapolation factor for non-participating providers.
12	HMIS bed coverage rate	Step 2 ÷ (Step 2 + Step 4)			100%	100%	100%	100%	% of beds participating in the HMIS
13	Point-In-Time Extrapolation Factor. This is the factor applied to calculations that are based only on participating providers. It is used to estimate total number of veterans served by participating and non-participating providers for values that report Point-in-time numbers. In contrast to the standard "Extrapolation Factor," the point-in-time Extrapolation fact does not include an adjustment for	Step 6 ÷ Step 1			1.0000	1.0000	1.0000	1.0000	is the extrapolation factor for point-in-time counts.

veterans using
multiple
providers.

¹ This reports provides estimates of the homeless veterans and veterans in families in Emergency Shelter and transitional housing programs that participate in HMIS, as well as those that do not participate in HMIS. The estimate is an “extrapolated count” and is based on the assumption that beds located in programs that do not participate in HMIS are occupied at the same rate as beds located in HMIS-participating programs. The complete derivation of the total extrapolation factors is detailed in the next table.

Adding values across categories will double count veterans who appeared in multiple types of programs.

The estimates do not include veterans that are served by "victim service providers," including rape crisis centers, battered women's shelters, domestic violence transitional housing programs, and other programs whose primary mission is to provide services to victims of domestic violence, dating violence, sexual assault, or stalking.

² These results are generated by multiplying the HMIS data by the Extrapolation Factor (Step 11, in table 2.)

³ These values are generated by multiplying the HMIS data by the Point-In-Time Extrapolation Factor (Step 13, in table 2.)

⁴ These results are generated by multiplying the HMIS data by the Extrapolation Factor (Step 11, in table 2.)

⁵ These values are generated by multiplying the HMIS data by the Point-In-Time Extrapolation Factor (Step 13, in table 2.)

⁶ These results are generated by dividing the HMIS data on veterans on an average night by the total beds in HMIS.

⁷ These results represent the average number of people who use each bed. It is generated by dividing the unduplicated count of veterans recorded in HMIS, by the total number of beds in HMIS

⁸ These results are generated by multiplying the HMIS data by the Extrapolation Factor (Step 11, in table 2).

* This value is generated by multiplying the sum of the extrpolated number of veterans in each category by an overlap factor, which accounts for veterans who use multiple categories. This value is based on the overlap rates among participating programs and adjusted to account for possible overlap in non-participating providers. In this site the adjustment factor is: For the PIT. These values are generated by adding the point in time counts across categories. It is assumed that veterans do not appear in multiple programs on the same night.

Exhibit 1.3 Estimated Homeless Counts: Point in Time Counts

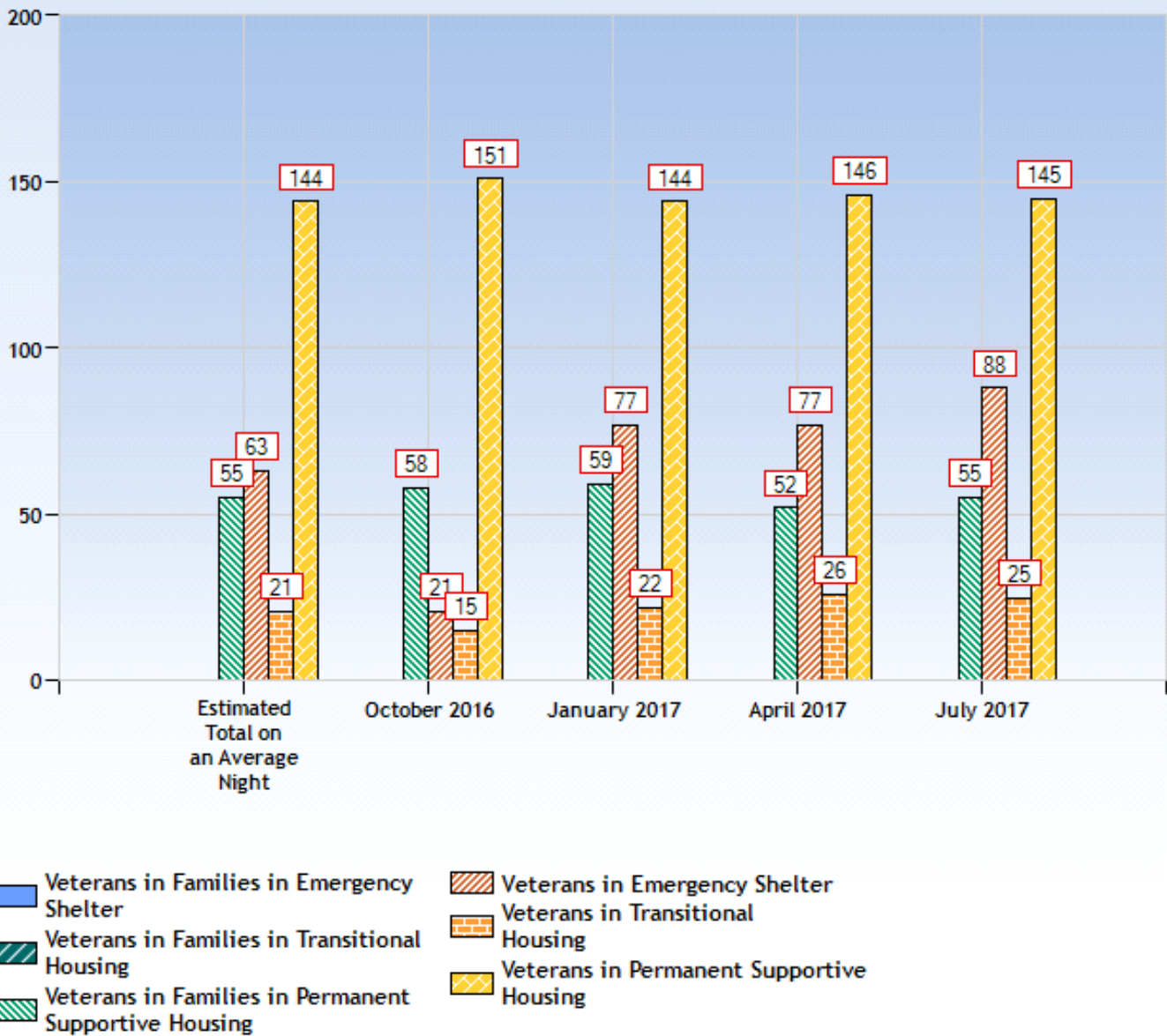


Exhibit 1.4 Estimated Homeless Counts: Number of Families

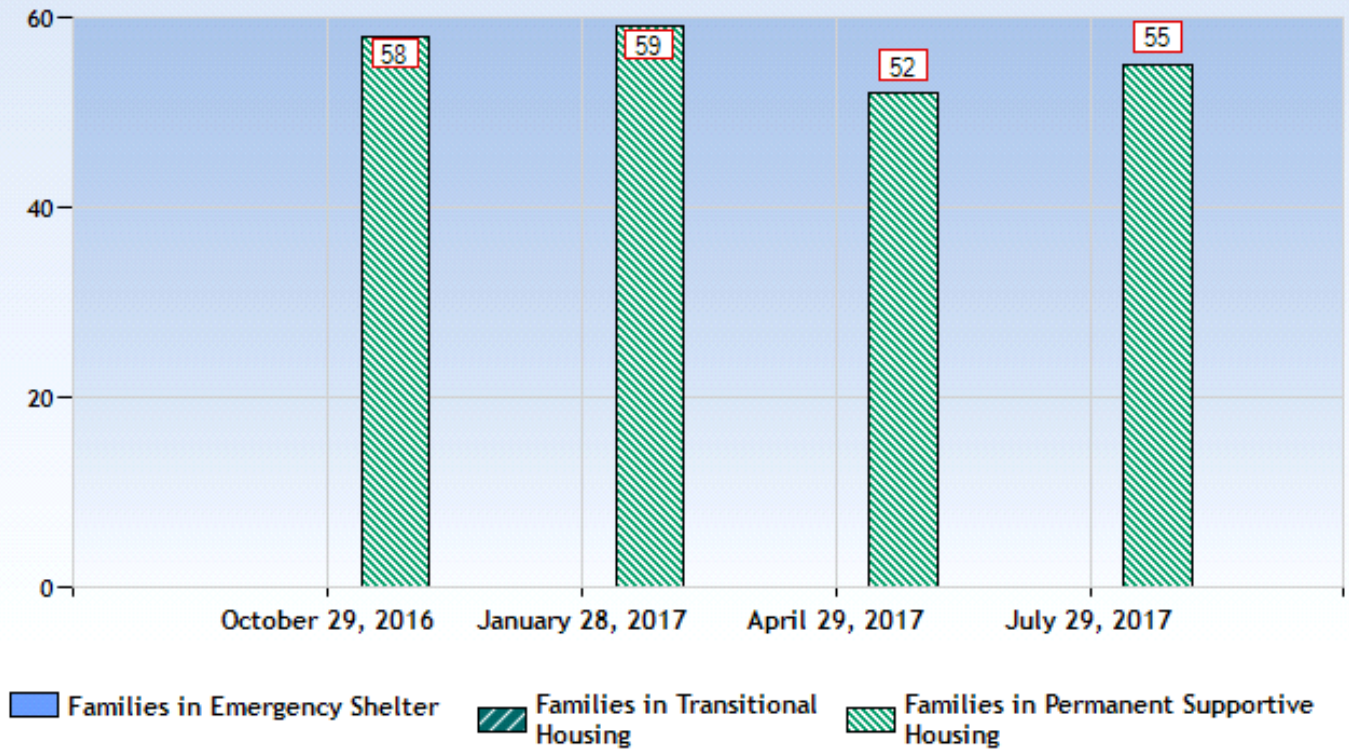


Exhibit 1.5 Estimated Homeless Counts: Veterans in Families in Emergency Shelter

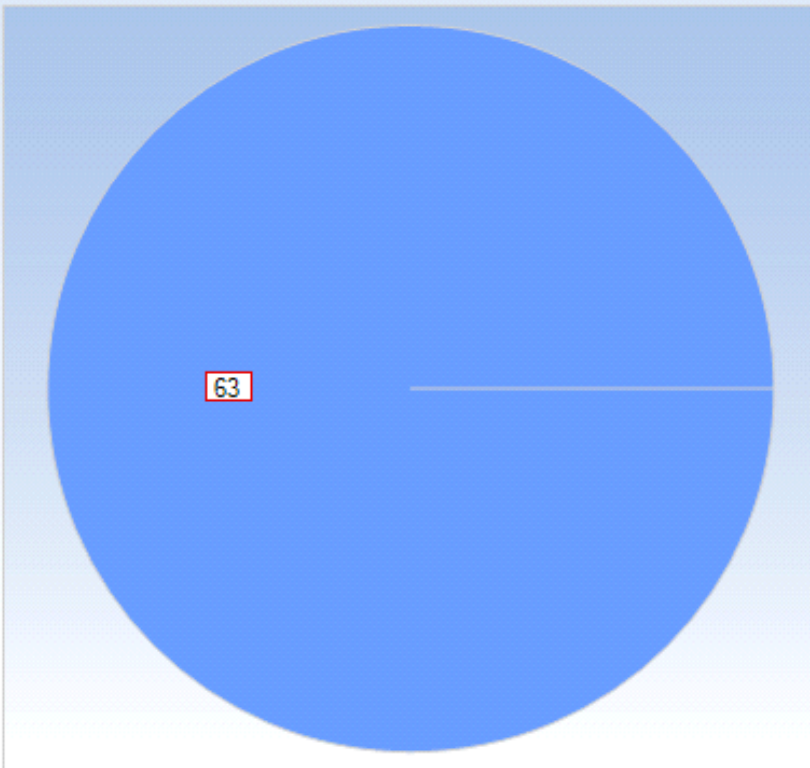


Exhibit 1.6 Estimated Homeless Counts: Veterans in Families in Transitional Housing



- Adult in family, with child(ren)
- ▨ Missing this information

Exhibit 1.7 Estimated Homeless Counts: Veterans in Families in Permanent Supportive Housing



- Adult in family, with child(ren)
- ▨ Missing this information

Exhibit 1.8 Estimated Homeless Counts: Veterans in Emergency Shelter

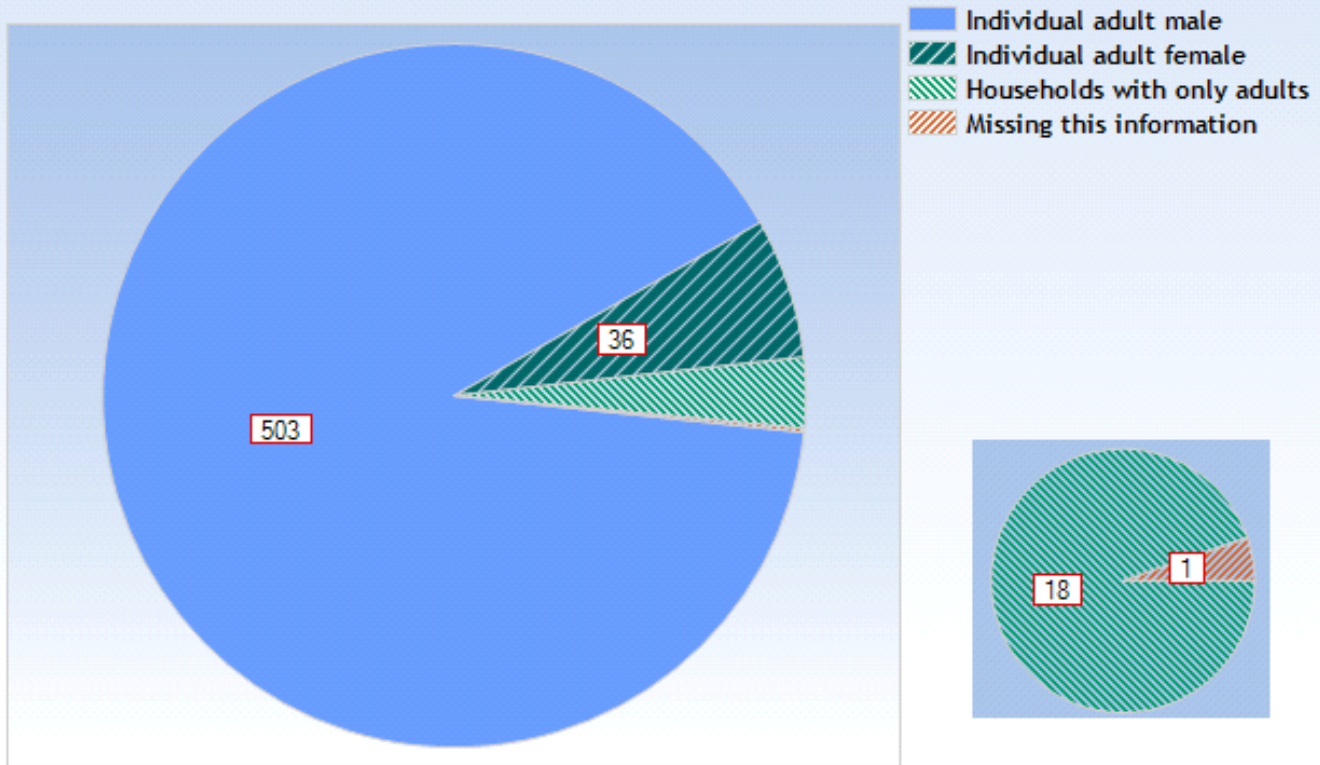


Exhibit 1.9 Estimated Homeless Counts: Veterans in Transitional Housing

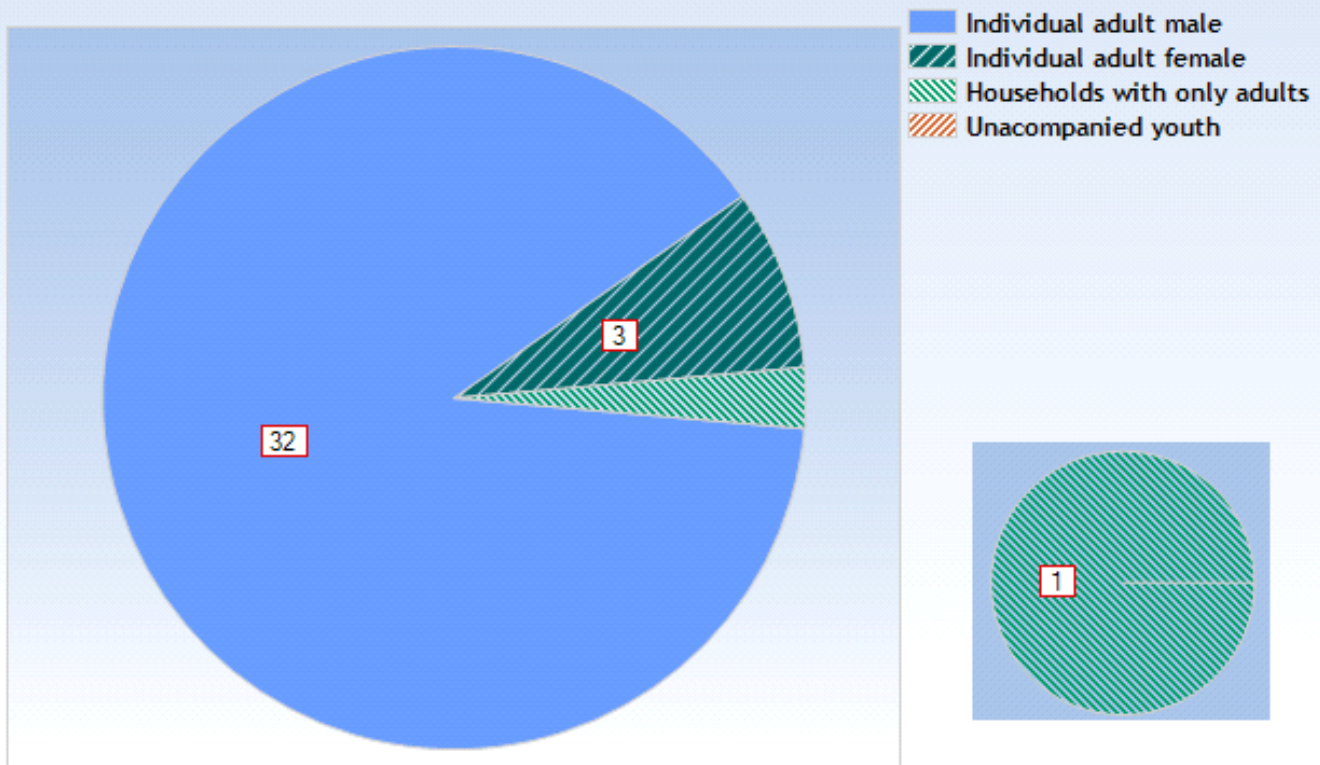
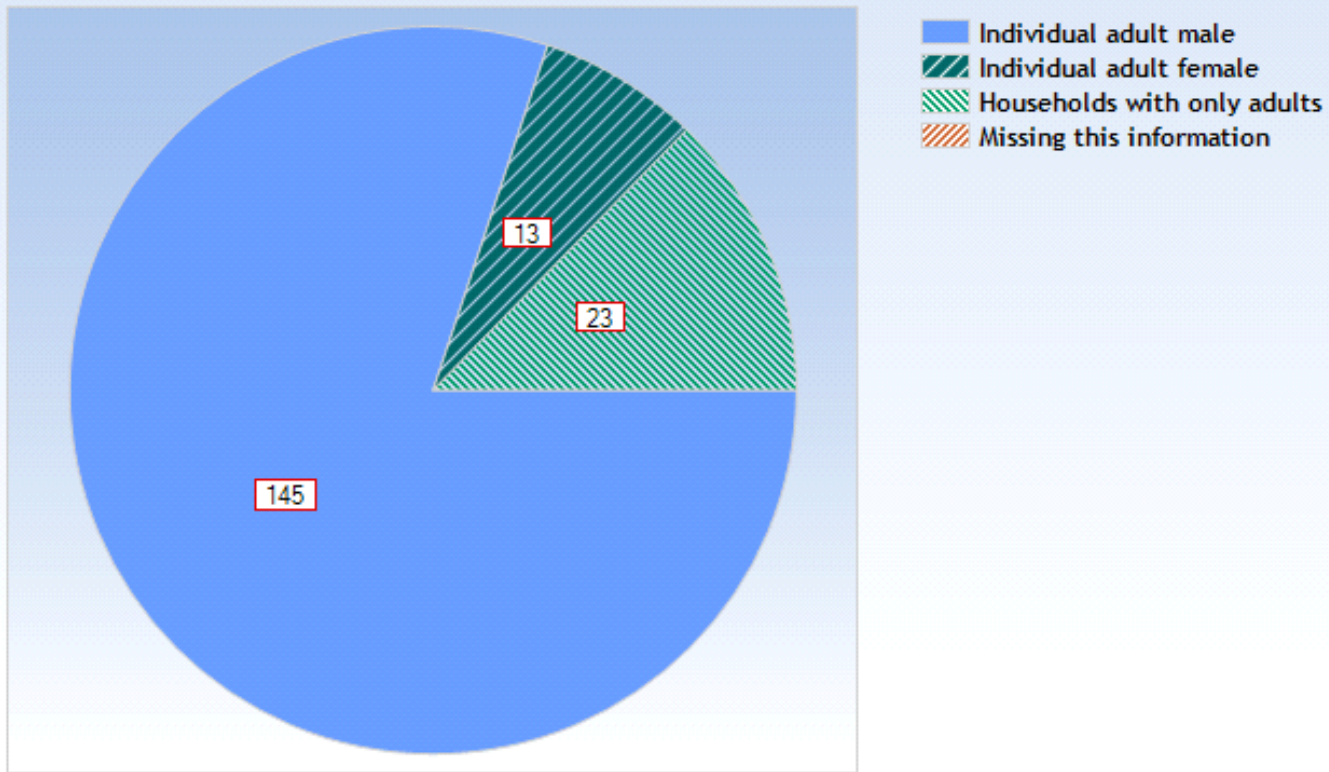


Exhibit 1.10 Estimated Homeless Counts: Veterans in Permanent Supportive Housing



***Data in this category did not meet minimum participation criteria for participation in HUD's Annual Homeless Assessment Report.*

U.S. Department of Housing and Urban Development Office of Special Needs Assistance Programs
451 Seventh Street, SW Room 7262 Washington, DC 20410

Developed under contract with the U.S. Department of Housing and Urban Development